









Color Guide

Pantone®	CMYK	RGB
 Pantone 3005 PC	C=100 M=34 Y=0 K=2	 R=0 G=129 B=198 HEX# 0081C6
 Pantone 297 PC	C=49 M=1 Y=0 K=0	 R=114 G=205 B=244 HEX# 72CDF4
 Pantone 297 PC	C=100 M=34 Y=0 K=2	 R=0 G=129 B=198 HEX# 0081C6
 Pantone 3005 PC	C=49 M=1 Y=0 K=0	 R=114 G=205 B=244 HEX# 72CDF4

Safe Area



Font

<p>NORTH OF</p> <p>SUPERIOR</p> <p>COUNSELLING PROGRAMS</p>	<p>Tahoma Regular</p> <p>abcdefghijklmnopqrstuv1234567890</p> <p>ABCDEFGHIJKLMNPNPQRSTUVWXYZ</p>
--	--

LOGO WITH BI-LINGUAL DESCRIPTOR (TAGLINE)



BLACK LOGO



WHITE LOGO over color background



LOGO WITHOUT BI-LINGUAL DESCRIPTOR (TAGLINE)

Community Wellness Programs
for Individuals & Families since 1983
Programmes de bien-être communautaire
pour individus et familles depuis 1983